

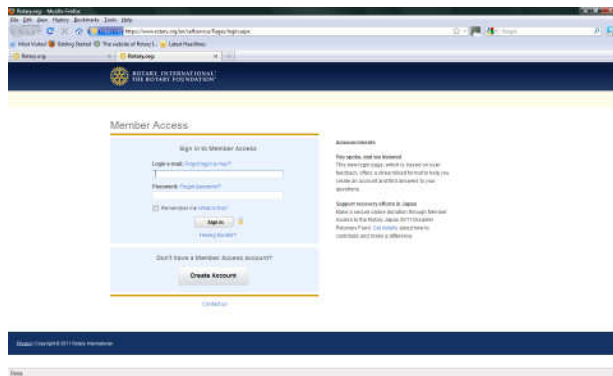
Registering your email address and password

Both the District 1050 website (www.rotary1050.org) and the RIBI website (www.ribi.org) utilise facilities provided by Rotary International so once you have registered for access to their website you automatically have access to the other two as well.

Connect to www.rotary.org and near the top of the screen you will see Member Access - click on it.



The window will refresh to reveal:



Click on the **Create Account** button and follow the instructions that appear on the screen.

Things that might go wrong.

What to do if you cannot register your email address and password.

Firstly, contact your club secretary and ask if your membership records have been entered on the Rotary International database. If they have not then your club secretary needs to do that for you. Once they are entered you should be able to register your email address and password.

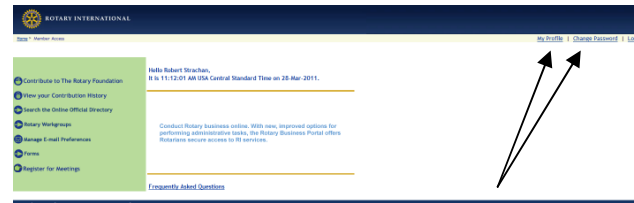
Second, if you are sure that your membership records are on file then send an email to: assistantwebmaster@district1050.org giving brief details of your problem.

What to do if you have forgotten your email address or password.

On both the District 1050 and RIBI websites there is a **Forgotten Password?** link in the top right-hand corner of the window. Click on it and follow the instructions that appear on the screen.

What to do if you wish to change either the email address or password you use to access the Members' Areas on the District 1050 and RIBI websites.


Connect to the Rotary International website (www.rotary.org), click on **Member Access** and login using your *current* email address and password.



Once you have access you can change your email address by amending the information within the **My Profile** link, and change your password by using the **Change Password** link.

Ref: www.rotary1050.org/uploads/Websiteflyer.pdf

A Guide to using the District 1050 and RIBI websites



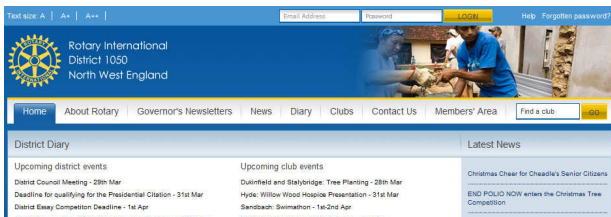
Both websites have the same basic design

The District 1050 website is www.rotary1050.org.

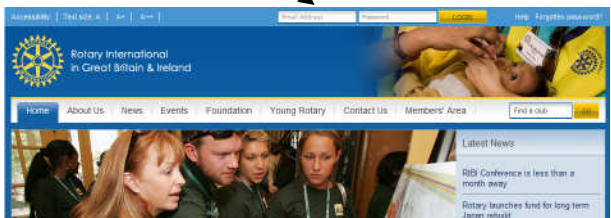
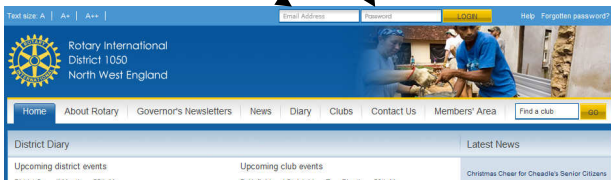
The website of Rotary International in Britain & Ireland (RIBI) is www.ribi.org.

Each website has different content.

When you connect to either website you will see a single Menu bar across the screen with tabs. These tabs give you access to the public side of the website. Each menu bar starts with a tab called "Home".

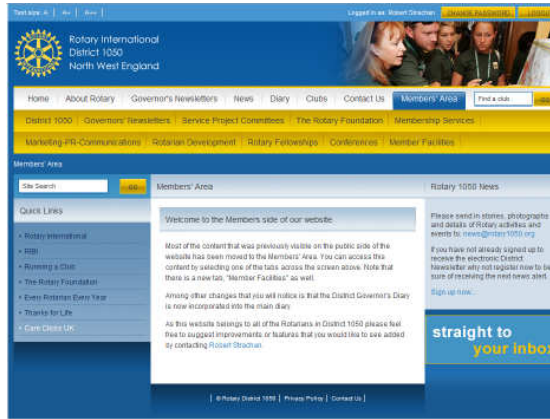


To access the **Members' Area** of a website you have to login by entering your email address and password in the fields at the top of each screen.




For guidance in registering your email address and password see overleaf.

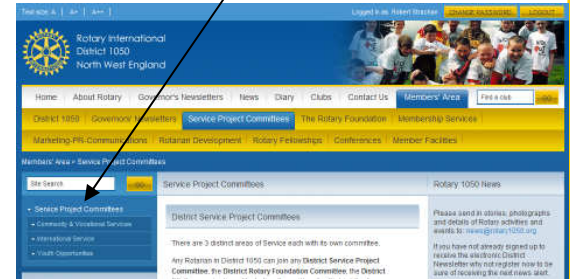
Once you login as a member to the District 1050 website you will see two additional rows of Menu bars:



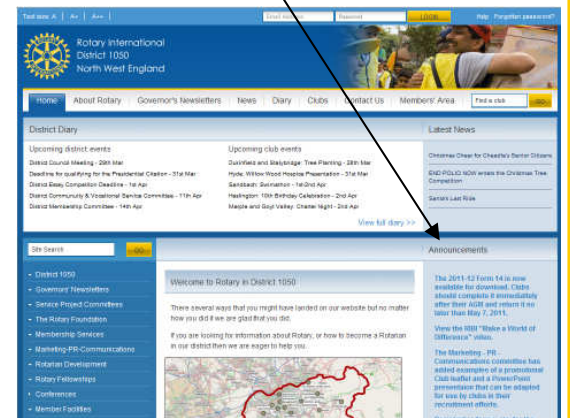
When you login as a member to the RIBI website and click the **Members' Area** tab on the menu bar one additional Menu bar appears.



On each website, as you select a different choice of tab, the list of topics in the left-hand column changes to reveal more options.



There is also a section on the District 1050 website that may be particularly interesting to you - it is located on the right-hand side and headed **Announcements**.



This where we highlight important items within the website that you might otherwise miss.

Both websites are constantly being updated. Devoting a little time to each will quickly reveal the resources that are available on them to you.